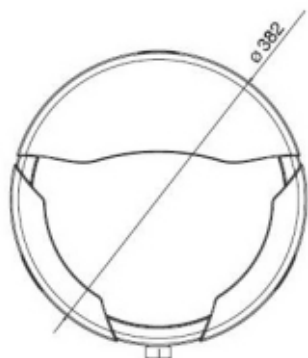
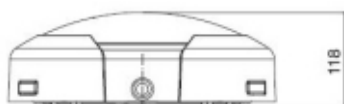




Plafonierey



DROP 2 V



Seria opraw oświetleniowych przystosowanych do montażu nastropowego lub naściennego.

Materiały: podstawa i ramka z tworzywa sztucznego, klosz z odpornego na uderzenia poliwęglanu.

Warianty

W				
1x100W	A60 /E27/	1,69		CL106901.102
1x100W	A60 /E27/	1,69		CL106902.102
1x100W	A60 /E27/	1,69		CL106903.102
2x100W	A60 /E27/	1,69		CL106901.202
2x100W	A60 /E27/	1,69		CL106902.202
2x100W	A60 /E27/	1,69		CL106903.202
1x11W	TC-S /G23/	2,76		CL106711.111
1x11W	TC-S /G23/	2,76		CL106712.111
1x11W	TC-S /G23/	2,76		CL106713.111
1x28W	TC-2D /GR8/	2,49		CL106721.128
1x28W	TC-2D /GR8/	2,49		CL106722.128
1x28W	TC-2D /GR8/	2,49		CL106723.128
1x32W	T-R /G10q/	2,24		CL106721.132
1x32W	T-R /G10q/	2,24		CL106722.132
1x32W	T-R /G10q/	2,24		CL106723.132
1x38W	TC-2D /GR10q/	2,51		CL106721.138
1x38W	TC-2D /GR10q/	2,51		CL106722.138
1x38W	TC-2D /GR10q/	2,51		CL106723.138
2x11W	TC-S /G23/	2,52		CL106711.211
2x11W	TC-S /G23/	2,52		CL106712.211
2x11W	TC-S /G23/	2,52		CL106713.211
2x18W	TC-D /G24d-2/	2,52		CL106721.218
2x18W	TC-D /G24d-2/	2,52		CL106722.218
2x18W	TC-D /G24d-2/	2,52		CL106723.218
2x18W	TC-L /G211/	2,56		CL106721.219
2x18W	TC-L /G211/	2,56		CL106722.219
2x18W	TC-L /G211/	2,56		CL106723.219
2x26W	TC-D /G24d-3/	3,09		CL106721.226
2x26W	TC-D /G24d-3/	3,09		CL106722.226
2x26W	TC-D /G24d-3/	3,09		CL106723.226

